



### Construction

Horizontal multi-stage close coupled pump.  
Single-piece barrel casing in chrome-nickel stainless steel, with front suction port above pumps axis and radial delivery at top.  
Stages in Noryl.

### Applications

For water supply.  
For domestic use, for garden use and irrigation.

### Operating conditions

Liquid temperature: 0 °C to +50 °C.  
Ambient temperature up to +40 °C.  
Maximum permissible pressure in the pump casing: 8 bar.  
Continuous duty.

### Motor

2-pole induction motor, 50 Hz ( $n \approx 2800$  rpm).  
**MXP:** three-phase 230/400 V  $\pm 10\%$ .  
**MXPM:** single-phase 230 V  $\pm 10\%$ , with thermal protector.  
Capacitor inside the terminal box.  
Insulation class F.  
Protection IP 54.  
Motor suitable for operation with frequency converter from 1,1 kW.  
**Classification scheme IE3 for three-phase motors from 0,75 kW.**  
Constructed in accordance with: EN 60034-1; EN 60034-30-1.  
EN 60335-1, EN 60335-2-41.

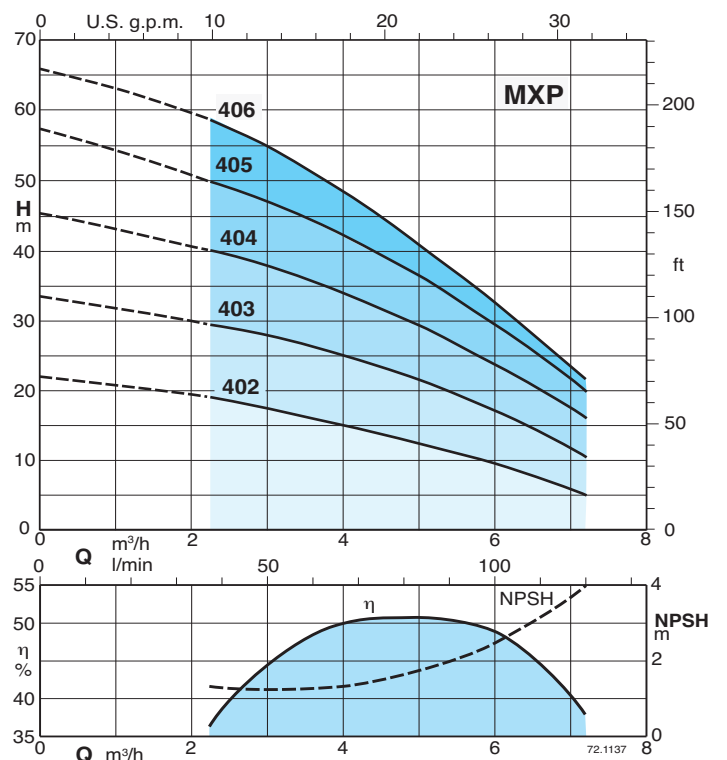
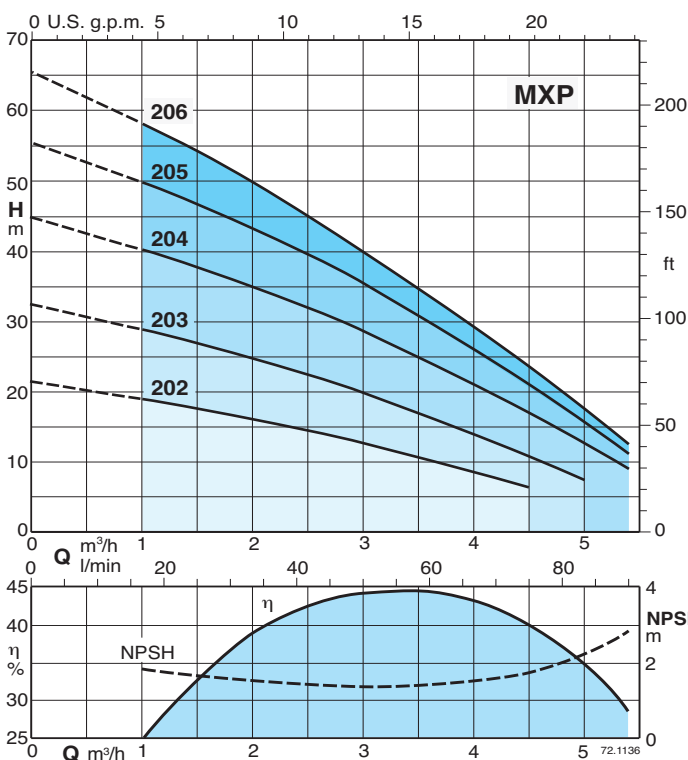
### Materials

Component	Material
Pump casing	Cr-Ni steel 1.4301 EN 10088 (AISI 304)
Casing cover	Cr-Ni steel 1.4301 EN 10088 (AISI 304)
Pump Shaft	Chrome steel 1.4104 EN 10088 (AISI 430)
Plug	Cr-Ni steel 1.4305 EN 10088 (AISI 303)
Stage casing	PPO-GF20 (Noryl)
Impeller	PPO-GF20 (Noryl)
Mechanical seal	Carbon - Ceramic - NBR

### Special features on request

- Other voltages.
- Frequency 60 Hz (as per 60 Hz data sheet).
- Motor suitable for operation with frequency converter up to 0,75 kW.

### Characteristic curves $n \approx 2800$ rpm



### Performance $n \approx 2800$ rpm

3 ~	230 V 400 V		1 ~	230 V		P <sub>1</sub>		P <sub>2</sub>		Q	m <sup>3</sup> /h											
	A	A		A	kW	kW	HP	l/min	0		1	1,5	2	2,5	3	3,5	4	4,5	5	5,4		
MXP 202	1,7	1	MXPM 202	2,3	0,45	0,33	0,45			H	m	21,5	19	17,5	16	14,5	12,5	10,5	8,5	6,5		
MXP 203	2,4	1,4	MXPM 203	3	0,63	0,45	0,6				32,5	29	27	25	22,5	20	17	14	11	7,5		
MXP 204/A	2,8	1,6	MXPM 204/A	4,2	0,8	0,55	0,75			H	m	45	40	37,5	35	32	28,5	25	21,5	17	13	9
MXP 205/A	3,5	2	MXPM 205	5,4	1,2	0,75	1				56	50	46,5	43,5	40	35,5	31	26,5	21	16	11	
MXP 206	3,5	2	MXPM 206	5,4	1,2	0,75	1				65,6	58,1	54,2	49,7	44,9	39,7	34,5	29	23,4	17,3	12,3	

3 ~	230 V 400 V		1 ~	230 V		P <sub>1</sub>		P <sub>2</sub>		Q	m <sup>3</sup> /h									
	A	A		A	kW	kW	HP	l/min	0		2,25	3	3,5	4	4,5	5	6	7,2		
MXP 402	2,4	1,4	MXPM 402	3	0,61	0,45	0,6			H	m	22	19	17,5	16,5	15	14	12,5	9,5	5
MXP 403/A	2,8	1,6	MXPM 403/A	4,2	0,9	0,55	0,75				33,5	30	28	26,5	25	23	21,5	17	10	
MXP 404/B	3,5	2	MXPM 404/A	5,4	1,2	0,75	1			H	m	46	40	38	36,5	34	32	29,5	24	16
MXP 405	4,5	2,6	MXPM 405	7	1,5	1,1	1,5				56	50	47	45	42	39,5	36	29,5	20	
MXP 406	7,5	4,3	MXPM 406	9,2	2	1,5	2				65,9	58,5	54,6	51,5	48,2	44,6	40,7	32,4	21,4	

P<sub>1</sub> Max. power input.

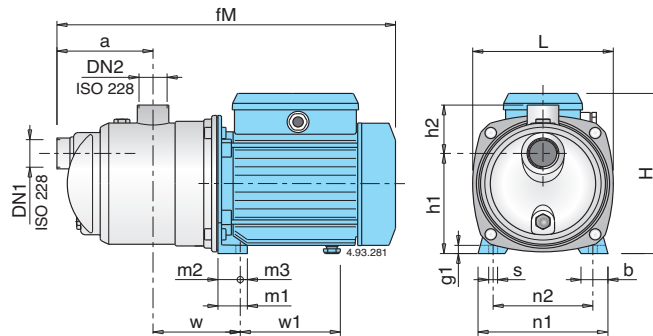
P<sub>2</sub> Rated motor power output.

Test results with clean cold water, without gas content.  
+ 0,5 m security margin on NPSH-value is necessary.

Tolerances according to UNI EN ISO 9906:2012

For capacities over 4 m<sup>3</sup>/h use a suction pipe G 1 1/4 (DN 32).

### Dimensions and weights



TYPE	DN1	DN2	Dimensions mm																Net weight kg	
			ISO 228	fM	a	w	h1	h2	H	L	m1	m2	m3	n1	n2	b	s	g1	w1	MXP
MXP 202 - MXPM 202	G 1	G 1	362	115	95	116	61	176	161	33	25	8	146	112	30	9	10	102	5,9	6
MXP 203 - MXPM 203	G 1	G 1	362	115	95	116	61	176	161	33	25	8	146	112	30	9	10	102	6,6	6,7
MXP 204/A - MXPM 204/A	G 1	G 1	391	115	95	116	61	192	161	33	25	8	146	112	30	9	10	112	8,7	9,6
MXP 205/A - MXPM 205	G 1	G 1	391	115	95	116	61	192	161	33	25	8	146	112	30	9	10	112	10,3	10,5
MXP 206 - MXPM 206	G 1 1/4	G 1	462	140	113	152	68	225	213,5	37,5	28	9,5	185	155	33	9,5	11	147	12,5	12,5
MXP 402 - MXPM 402	G 1	G 1	362	115	95	116	61	176	161	33	25	8	146	112	30	9	10	102	6,5	6,6
MXP 403/A - MXPM 403/A	G 1	G 1	391	115	95	116	61	192	161	33	25	8	146	112	30	9	10	112	8,6	9,5
MXP 404/B - MXPM 404/A	G 1	G 1	391	115	95	116	61	192	161	33	25	8	146	112	30	9	10	112	10,3	10,5
MXP 405 - MXPM 405	G 1	G 1	421	115	95	116	61	192	161	33	25	8	146	112	30	9	10	142	13,2	13,5
MXP 406 - MXPM 406	G 1 1/4	G 1	488,5	140	113	152	68	240	213,5	37,5	28	9,5	185	155	33	9,5	11	157,5	17,5	17,5

### Features

#### Extra safety

against running dry, with the suction port above pump axis.

#### Robust

Single-piece barrel casing.

#### Compact

Single-piece lantern bracket and base.

#### Low noise

with the water-filled shroud around the stages.

